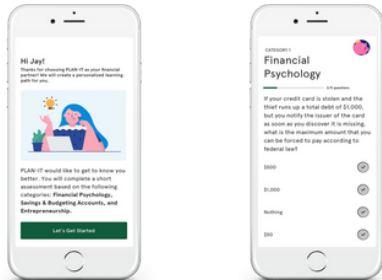





HOW TO CREATE AN ACCOUNT

- Click on Create an account
- Enter your information, click sign up
- Check your email account to confirm
- Sign in to your account to begin your journey to financial freedom

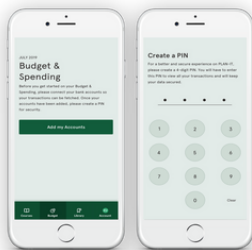


COMPLETING YOUR ASSESSMENT

- Click let's get started
- Select your answer choice
- Review your results and view your courses

STARTING YOUR COURSES

- Scroll through your courses and select one to begin.
- Select your first lesson
- Don't forget to mark your lesson complete before you move on to the next lesson
- Don't forget to rate your lesson



SETTING UP YOUR MONTHLY BUDGET

- PLAN-IT users are able to create a real time budget!
- Click Add My Accounts
- Safety first! Create a pin to ensure that your account information is secure
- Select your bank
- Enter your bank credentials.
- Choose where to send your security code. (email is the fastest method!)

ENTERING YOUR REFERENCE CODE

- Follow these three steps to input your PLAN-IT Reference Code.

